

BRICK COLLECTIONS

VICTORIA

EXPLORE OUR EXTENSIVE COLLECTION OF BRICKS.
With hundreds of brick colours, shapes, styles and textures,
PGH Bricks™ can help you achieve the right look for your dream home.

The CSR logo, consisting of the letters "CSR" in white, bold, sans-serif font, centered within a red square.

Which style are you?	4
Why choose bricks?	8
How to choose a brick	10
How we can help	12
LUXURY COLLECTION	
Dry Pressed Architectural	14
Dry Pressed Architectural Splits	16
Dry Pressed Architectural Linear	18
Morada	20
Morada Splits	21
Morada Linear	21
CRAFTED COLLECTION	
Honestly Artisan	22
Crafted Sandstocks	24
Manhattan	26
PREMIUM COLLECTION	
Metallic	28
Altitude	30
Smooth	32
Velour	32
Urban Essence	34
Distinctively Melbourne	36
CLASSIC COLLECTION	
Elan	37
Aspect	37
Essentials	38
Character	39
ACCENTS COLLECTION	
Vibrant	42
Academy	43
Urban Metal	44
Seascape	45
CULTURED STONE®	
Modera Profit™	48
Country Ledgestone	49
Dressed Fieldstone	50
Southern Ledgestone	51
Profit® Alpine Ledgestone	51
Profit® Ledgestone	52
Cobblefield®	52
Coral Stone	52
Accessories	53
Product Matrix	54
Brick Tips & Facts	58
Contacts	59



PGH Bricks & Pavers™ is one of Australia’s largest clay brick manufacturers. It offers a broad range of bricks and pavers for residential, architectural and commercial applications on Australia’s East coast.

PGH Bricks & Pavers™ is committed to service excellence and has manufacturing capabilities in South Australia, Victoria, New South Wales and Queensland.

PGH Bricks & Pavers™ has a long history and deep expertise in brickmaking excellence. The name first came into existence in 1958 when the building companies established by Maxwell Porter and David Galbraith (incorporated in 1899 and 1949 respectively) merged with Hanson Consolidated industries.

PGH Bricks & Pavers™ was then part acquired by CSR in 1989, marking CSR’s first foray into the brick industry. In May 2015, CSR and Boral formed a joint venture, Boral CSR Bricks Pty Ltd, which combined their brick operations along the east coast of Australia. This

partnership brought together the best of Boral and CSR’s brick offering under the one brand of PGH Bricks & Pavers™. In November 2016, CSR acquired Boral’s interest in the joint venture. PGH Bricks & Pavers™ is now wholly owned by CSR.

CSR is one of Australia’s oldest companies and today has revenues over \$2.0 billion and is part of the ASX100 with over 3,000 employees across Australia and New Zealand.

See [csr.com.au](https://www.csr.com.au) for more information.

COVER IMAGE - DISTINCTIVELY MELBOURNE: EAGLEMONT
DRESSED FIELDSTONE: ASPEN



WHICH STYLE ARE YOU?

Having trouble deciding what style best suits your personal taste? We can help – take our style quiz online to assist you in finding and defining the style that may suit you best. It's fun, quick and a simple way to start your design journey. Visit pghbricks.com.au/stylequiz

There's a lot to consider when designing your new home — with so many choices to be made, the selection of your bricks is significant to the overall look of your home. To assist you in this process, we've developed eight key Styles set to inspire Australian exteriors.

These eight Styles have been created to be an inspiring, practical guide, streamlining the decision-making process by helping you choose the bricks and external materials that best suit your own personal style. More Australians choose brick over any other building material when creating their home. Bricks have the unique ability to be both stylish and enduring, making bricks a versatile and lasting choice for your exterior home design.

Start your home design and building journey right here with PGH Bricks and see the exciting possibilities, no matter what your preference.

Classic, contemporary, eclectic or artistic, understanding your own personal style is an important step when choosing the perfect brick for your new home.

PGH STYLE GUIDE - WHICH STYLE ARE YOU?

Visit pghbricks.com.au/styles to download the full Style Guide and start your build and design journey.

ENHANCING & LIVEABLE

SOPHISTICATED NEUTRALS



Universally appealing, the Sophisticated Neutrals trend is subtle and refined, quietly confident, highly liveable and absolutely timeless.

FRESH & FLEXIBLE

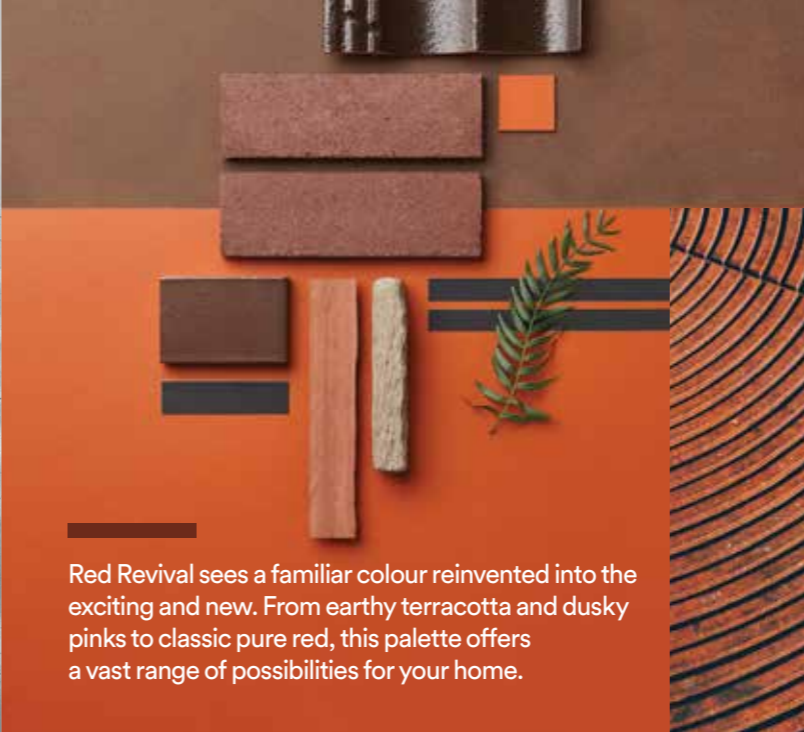
GREY ALL THE WAY



Encapsulating a vast spectrum of shades, the Grey All The Way palette layers grey-upon-grey for a home with long-lasting elegance and sophistication.

STRONG & WELCOMING

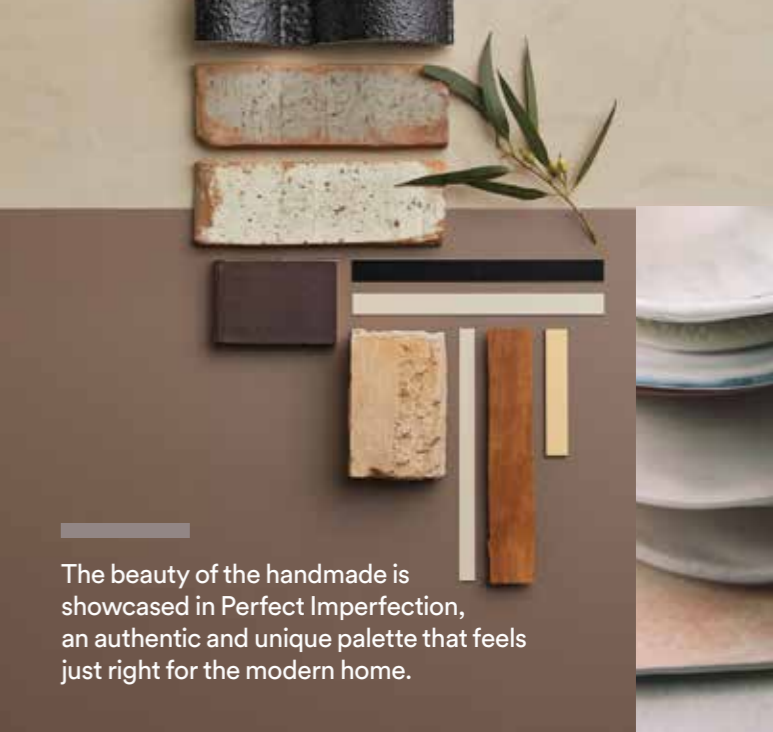
RED REVIVAL



Red Revival sees a familiar colour reinvented into the exciting and new. From earthy terracotta and dusky pinks to classic pure red, this palette offers a vast range of possibilities for your home.

ARTISANAL & INDIVIDUAL

PERFECT IMPERFECTION



The beauty of the handmade is showcased in Perfect Imperfection, an authentic and unique palette that feels just right for the modern home.

DEEP & CONFIDENT

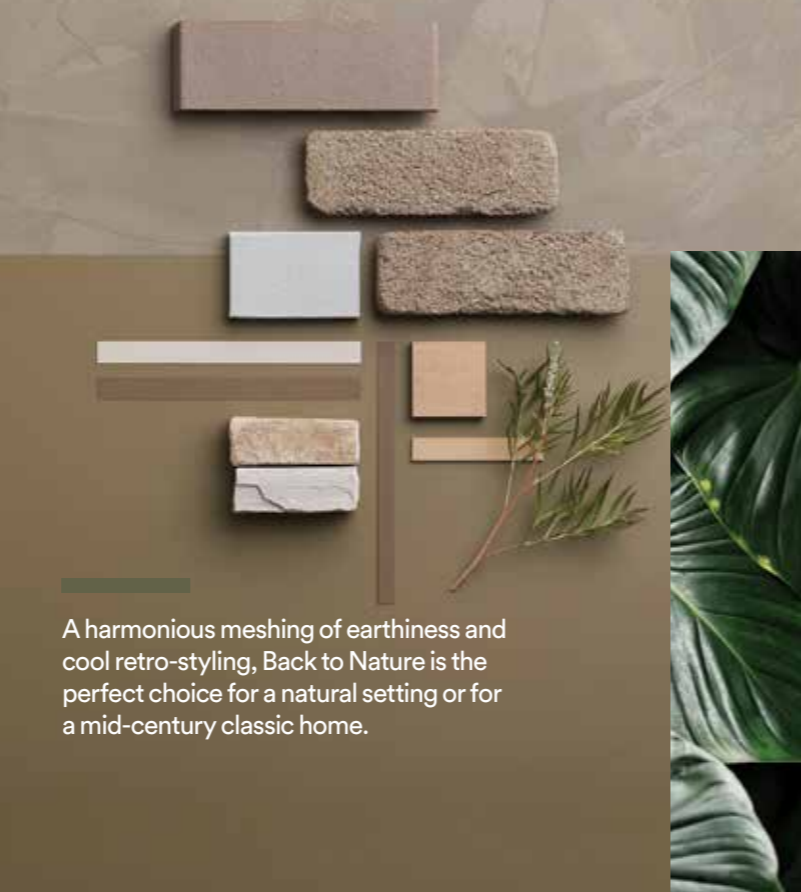
DARK & STORMY



Fearless, contemporary and unapologetically edgy, Dark & Stormy is a modern palette that makes a hard-hitting style statement for a home that will stand out from all the rest.

TRANQUIL & AUTHENTIC

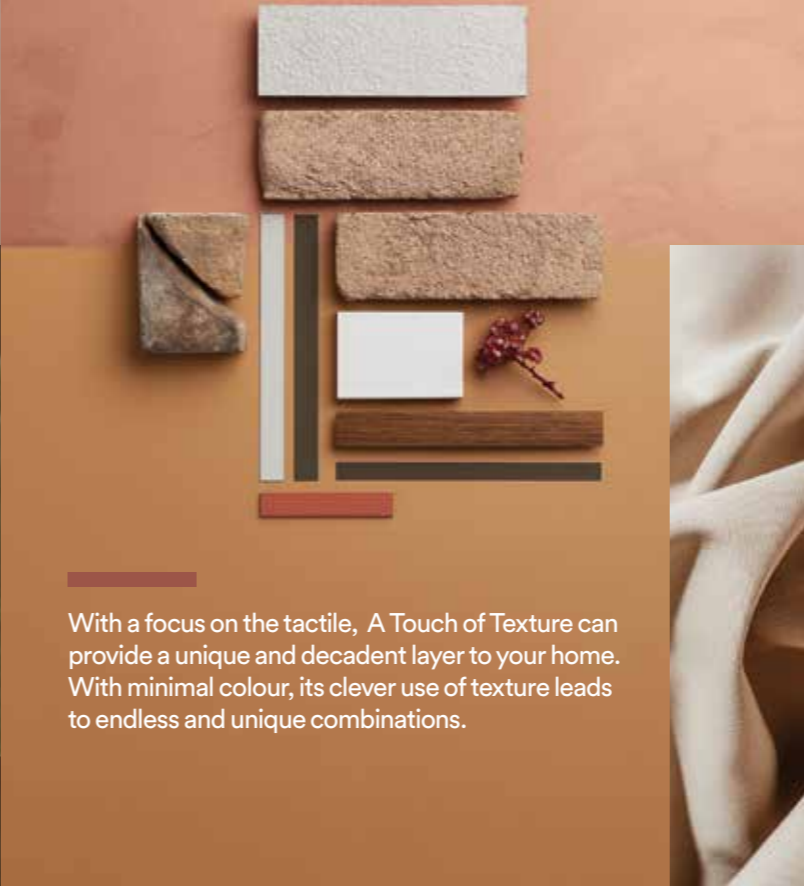
BACK TO NATURE



A harmonious meshing of earthiness and cool retro-styling, Back to Nature is the perfect choice for a natural setting or for a mid-century classic home.

TACTILE & DYNAMIC

A TOUCH OF TEXTURE



With a focus on the tactile, A Touch of Texture can provide a unique and decadent layer to your home. With minimal colour, its clever use of texture leads to endless and unique combinations.

RAW & URBAN

INDUSTRIAL CHIC



With origins in urban loft and warehouse living, the Industrial Chic trend is open, light and ideal for a modern lifestyle.

WHY CHOOSE BRICKS?



SOLID INVESTMENT

Building with bricks equals fewer upfront costs and virtually no ongoing maintenance costs, as well as energy bill savings. When it's time to sell, brick rates well because it's trusted over newer cladding materials that haven't stood the test of time.



ENERGY EFFICIENT

Brick insulates in a way most materials do not. By following good design principles and combining bricks with insulation, your home will keep warm in winter and cool in summer, so you'll love coming home.



CREATIVE COLOUR & CHOICE

With our diverse range of sizes, shapes and textures, and over 180 colours, we have a brick to meet your needs. With smart design, blending of brick types and diverse bricklaying techniques, the options with bricks are truly endless.



STRONG & SAFE

Bricks are permanent. They're weather and age proof. Bricks don't get tired like other man made materials. They won't twist or warp, rot or decay, erode or dent. They are resistant to the extremes of the Australian climate and being non-combustible, they don't assist the spread of fire.



LOW MAINTENANCE

Bricks require virtually no upkeep or repairs, avoiding ongoing costs. Unlike other products, the colour is baked into the product so it lasts for a lifetime. Remember, render will need to be repainted over time, an important fact to consider when looking at the 'whole-of-life' cost of your home.



SOUND REDUCTION

The density of brick makes for a quiet home, with dramatically reduced external sound, such as aircraft, road traffic and noisy neighbours. Brick can also reduce noise transfer within the home when used on internal walls.

HOW TO CHOOSE A BRICK.

Bricks are strong, durable and a popular choice for new home builders and renovators. However, with a broad range of great options available, choosing bricks may seem overwhelming! Here are some tips to guide you through the process.

1 RESEARCH THE STYLE OF THE HOUSE

A brick's colour, shape, size and texture will influence the overall look and feel of your house, so make sure you choose a brick that suits the design of your home. It's worth getting ideas from the internet, display homes, websites, magazines and PGH™ Display Centre Colour Consultants. There are many options and combinations to choose from to achieve your design vision.

2 CONSIDER YOUR LOCATION

Bricks are graded to suit different environmental conditions. The location of your home will determine which grade you need. If you live near the coast or have high-saline soil, you should use an exposure (EXP)* grade brick, they have heightened resistance to salt attack.

General purpose (GP) grade bricks are suited to all other building types and locations.

3 ACHIEVE THE DESIRED LOOK THROUGH COLOUR, TEXTURE & SIZE

Add character with texture

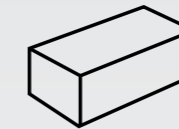
Brick texture can add character, charm and individuality to a home. Brick textures can vary from a smooth finish, which has a consistent surface appearance and straight edges, to torn textures with a dragged or ripped appearance across the face for a weathered look. You can even get glazed bricks that have a shiny ceramic tile look for feature walls or beautiful sandstock bricks that give your home an authentic raw beauty that no other material can achieve.

Create visual interest with size

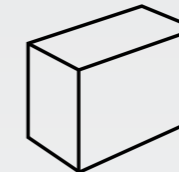
Bricks are available in a range of dimensions. Decisions about size may depend on a range of factors, from the proportions of the house to the purpose of the bricks. Bricks are often used for decorative applications, such as feature walls, window sills and fire places. Different sizes and shapes can be combined to create visual interest and depth.

*(EXP) bricks are recommended for homes located up to one kilometre from a surf coast or 100 metres from a non-surf coast.

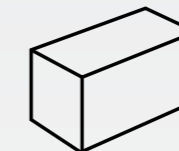
BRICK DIMENSIONS



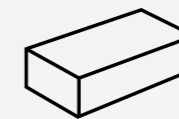
STANDARD
230MM LONG
X 110MM WIDE
X 76MM HIGH



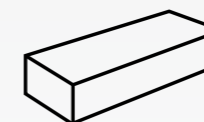
DOUBLE HEIGHT
230MM LONG
X 110MM WIDE
X 162MM HIGH



SCHOONER
230MM LONG
X 110MM WIDE
X 119MM HIGH



SPLIT
230MM LONG
X 110MM WIDE
X 50MM HIGH



LINEAR
290MM LONG
X 90MM WIDE
X 50MM HIGH

4 PUTTING IT ALL TOGETHER

Don't forget the details

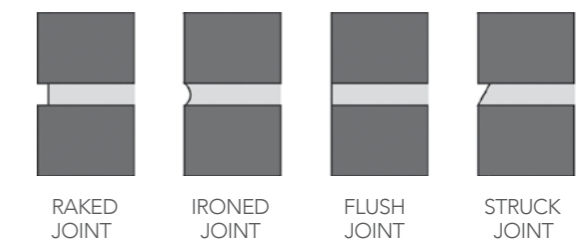
When it comes to mortar (what binds bricks together) you need to consider the colour and finish, as both will have a striking impact on the look of your bricks.

An off-white mortar between darker coloured bricks will add contrast and highlight the shape of each brick. Whereas matching mortar to brick will soften the brickwork.

Common Mortar Colours:


- Natural or grey
- White or off white
- Cream or buff

With the mortar joint finish, you can choose raked, ironed, flush or struck, depending on whether you want to hero or soften the brick work. For instance, a Raked Joint will create shadowing for contrast and interest. A Flush Joint will minimise shadow and create a flat look. Be mindful, mortar colours can vary depending on the sand and/or cement source.




Laying it all together: Bond Pattern


A bond is the pattern in which bricks are laid. The most common bond is Stretcher Bond which consists of courses of full bricks where every course is offset half a brick from the course below. Stacked and Flemish are also popular and achieve an alternative look.



STRETCHER BOND



STACKED BOND



FLEMISH BOND

DRY PRESSED ARCHITECTURAL
MOWBRAY BLUE

< DRY PRESSED ARCHITECTURAL
GLEDSDOOD BLEND

HOW WE CAN HELP.

We know that building and renovating can be a confusing and stressful experience. We want to ensure your experience is an enjoyable one, so we've provided a range of tools to help you along the journey.



VISUALISE YOUR DREAM SCHEME WITH COLOURTOUCH

ColourTouch enables you to mix and match PGH™ bricks and pavers with roof tiles and trims to create a conceptual exterior of your dream home. It's a great place to start when visualising what colours and textures work well together. Use our predefined colour schemes or create your own.

Visit colourtouch.com.au today to discover a world of possibilities.



VISIT ONE OF OUR PGH™ SELECTION CENTRES

Our PGH™ Selection Centres are a perfect place to experience the look and feel of our products and seek expert advice in helping you choose your facade selection.

Make an appointment to see one of our Colour Consultants who will be able to assist you through your brick selection process.

Given your facade is likely to be made up of 60% bricks, 30% roof and 10% gutter, we want to ensure you achieve the look you're after.

We even have specially designed selection tools to make the selection of your whole exterior scheme easier.

There is nothing like seeing colours and textures in real life. We have an array of bricks and pavers on display in our centres. When you've decided on your preferred brick, don't forget to ask for a sample to take home.

THE PGH™ WEBSITE - YOUR ONE STOP SHOP FOR INFORMATION AND INSPIRATION

The PGH™ website aims to educate, inspire and inform. Learn why bricks are a brilliant building material, get information on brick trends, be inspired by our photo gallery and see our extensive collection.

Visit our website pghbricks.com.au

MANHATTAN CHELSEA


DRY PRESSED
ARCHITECTURAL




Our Dry Pressed Architectural bricks represent PGH's highest pinnacle of luxury and style in Australian-made clay brick products.

Exquisitely produced at state-of-the-art brick-making facilities using a time-honoured dry pressed method, this range presents with exceptional consistency of strength, dimensional accuracy and colour all the way through the brick. Produced under high compression, dry clay is pressed into individual moulds, which creates a magnificent, solid colour-through brick with sharp, clean and accurate edges.

Highly sought after and specified by architects, developers, quality builders and discerning home owners, the PGH™ Dry Pressed Architectural range is the choice for superior showpieces and builds in residential and commercial applications.




HAWKESBURY BRONZE EXP



LIVINGSTON GOLD EXP



MOWBRAY BLUE EXP



MCGARVIE RED EXP



MACARTHUR MIX EXP



BALMERINO BLEND EXP



MEGALONG VALLEY GREY EXP

Dry Pressed products are made in NSW.



DRY PRESSED ARCHITECTURAL MOWBRAY BLUE
DRY PRESSED ARCHITECTURAL MACARTHUR MIX
SMOOTH BLACK & TAN & SMOOTH COPPER GLOW

"The Dry Pressed Architectural range from PGH™ represents the epitome of luxury-end, clay brick-making excellence."



DRY PRESSED ARCHITECTURAL GLEDSDOOD BLEND

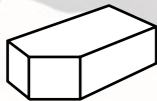
DRY PRESSED ARCHITECTURAL SPLITS

Our Dry Pressed Architectural bricks in 50mm sizes, otherwise known as Splits, offer additional versatility, enabling architects and designers to be more creative in their approach with greater design possibilities.

DRY PRESSED ARCHITECTURAL SHAPES

In addition to our Standard, Split and Linear sizes, and to complete the full versatility of this range, there are numerous special shape options available to complete a consistent brick design, enabling full brick design options in applications such as archways, fireplaces, window frames and bond patterns.

Minimum order quantities and lead times apply. Visit our website for further information pghbricks.com.au



SINGLE CANT



SINGLE BULLNOSE



DOUBLE BULLNOSE




PLINTH HEADER




SINGLE SQUINT


Dry Pressed products are made in NSW.




HAWKESBURY BRONZE EXP1




LIVINGSTON GOLD EXP1




MOWBRAY BLUE EXP1



MCGARVIE RED EXP1



MACARTHUR MIX EXP1



BALMERINO BLEND EXP1



MEGALONG VALLEY GREY EXP1


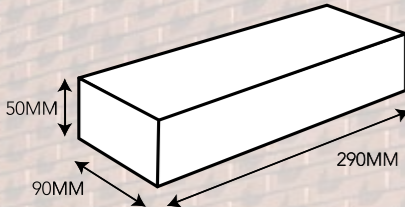
"A 50mm brick, known as a Split, can broaden design possibilities for creating something bespoke and differentiated from the norm."




DRY PRESSED ARCHITECTURAL SPLITS: MOWBRAY BLUE

DRY PRESSED ARCHITECTURAL LINEAR

The Dry Pressed Architectural Linear range is modular in design, available in a longer, slimmer 290mm x 90mm x 50mm size. The elongated and dramatic detail creates yet further architectural possibilities for striking and distinctive design features, accentuating the linearity of the facade. Dry Pressed Architectural Linears are exclusive and made to order. Contact PGH™ for more details.




HAWKESBURY BRONZE EXP1



LIVINGSTON GOLD EXP1




MOWBRAY BLUE EXP1



MCGARVIE RED EXP1



MACARTHUR MIX EXP1



BALMERINO BLEND EXP1



MEGALONG VALLEY GREY EXP1

Dry Pressed products are made in NSW.

"The elongated Linear brick provides architects with more possibilities to design, juxtaposing tradition with artistic, contemporary style."



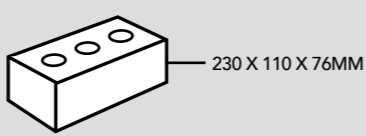
Morada

The Morada range, imported from Europe, boasts the highest end of luxury with the smoothest finishes in solid, colour-through brick products. This magnificent colour palette includes one of the most pure and freshest whites on the market, an intense matte black at the other end of the spectrum and two stunning neutrals in between in two of the most popular sophisticated neutral shades. Available in Standard size, Splits and in a slender Linear, this range epitomises a stunning architectural selection for achieving European style and elegance.



MORADA: BLANCO LINEAR

MORADA STANDARD



BLANCO



CENIZA



GRIS



NERO



BLANCO



CENIZA

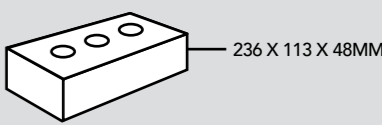


GRIS



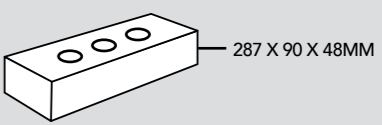
NERO

MORADA SPLITS



"The finest blends of European clays have been sourced to curate the Morada Collection of sophisticated neutrals with superior smooth and consistent finishes."

MORADA LINEAR



BLANCO



CENIZA



GRIS



NERO



MORADA BLANCO LINEAR

HONESTLY ARTISAN

Especially designed for those who gravitate towards a modern interpretation of authenticity and unrestrained character, we present the raw and gritty Honestly Artisan range. With a unique artisan look and feel, this adaption of the classic Australian sandstock brick has been especially created with an imperfect, roughened surface texture and a highly desirable colour-through quality.

Available in three solid brick choices, we have Chalk - a highly sought-after warm white; Hessian - a natural brown grey; and Bespattered - an industrial mottled brown grey with a randomly splashed white coating.

These bricks have a certain gravelly charm about them that is highly valued by designers who seek products which enable a mood to be created that presents with integrity. Architects tend to describe these products as unashamedly genuine, unique and real.



CHALK



EXP



BESPATTERED



EXP



HESSIAN



EXP

"The Honestly Artisan range is perfect for those with an appreciation for authenticity and craftsmanship but crave to create a uniquely custom, liveable masterpiece."

CRAFTED SANDSTOCKS


Our Crafted Sandstock bricks honour an important part of our history, the traditional method of brick making. Only a handful of companies still make these 'Convict Bricks'.

Incredibly wet clay is dropped into large sawdust lined moulds to produce solid bricks with very individual rough and irregular textures and shapes, giving them their hand-made character and beautiful appearance. Fired in intermittent batch kilns, we can alternate the temperature to produce a variety of colours and tones, reminiscent of the very old down draught wood or coal fired kilns.

PGH™ Crafted Sandstock bricks are timeless in their look and feel and deliver a statement of Australian tradition and authenticity. Not unexpectedly, as a true brick representation, designs specifying this style of brick can transcend between modern interpretations of contemporary rustic architectural design whilst also being completely suited to achieving an authentic colonial period or traditional heritage look.



Sandstocks products are made in NSW.



CRAFTED SANDSTOCKS: JACKSON



CASTLEMAINE EXP



GREENWAY EXP



JACKSON EXP




ENDEAVOUR EXP



BLACKETT EXP



CADMAN EXP



CHISHOLM EXP



BALMAIN EXP



WISEMAN EXP



BLACKBURN EXP



VAN GOGH EXP



BALMORAL EXP

"Raw authenticity and time-honoured, real brick character – these PGH™ Crafted Sandstocks have it in spades."

MANHATTAN

INDUSTRIAL CHIC BRICKS

The Industrial Chic movement has fuelled the inspiration behind the creation of our bespoke, locally made Manhattan range of recycled-look and feel bricks.

The urban and raw Manhattan range is signified by bricks that have been purpose-made to take on the weathered and tumbled imperfections of intended knots, scratches and nicks and colour blending designed to bring to life an edgy, exposed brick wall look and feel.

But unlike many recycled brick products, the Manhattan range has been produced with today's modern technological advancements behind the crafted manufacturing process, ensuring these bricks deliver consistent strength, durability and longevity as well as the benefits of Exposure Grading that actual recycled bricks may not have.



CHELSEA^ EXP1



TRIBECA^ EXP1

^Made In South Australia.



MANHATTAN: TRIBECA



EAST HAMPTON^ EXP1



"The highly sought after Industrial Chic look and feel can be achieved with the cleverly crafted Manhattan Collection of recycled-look bricks."

METALLIC


The PGH™ Metallic range are a clay extruded, wirecut brick finished with a subtle metallic sheen to achieve a more opulent effect. Often used as the dominant façade surface in many modern residential designs, this popular brick can be used to achieve a diverse spectrum of design look and feels.

PGH™ Metallic bricks were recently raised to a new level of fame when selected on The Block 2017 as the hero façade brick in the house rear extension by Sticks and Wombat. Used with a matching dark mortar, this particular look and feel became an overnight hit and now continues to be a highly sort after combination.




NICKEL FLASH* 



BLUE STEEL FLASH* 



MERCURY^ 



METALLIC: BLUE STEEL FLASH

*Made In NSW.
^Made In South Australia.

ALTITUDE

As one of our most successful and popular ranges, Altitude clay bricks are a semi-glazed, wirecut finished brick product that provides texture and colour consistency. Created with a selection of on-trend colours, each brick colour has been named after an impressive pinnacle symbolic of the grandiose nature of awe-inspiring mountains, fitting of the premium nature of this quality product.



MATTERHORN* 



OLYMPUS* 



VESUVIUS^ 



“Mountains are the beginning and the end of all natural scenery.”
– Richard M. Nixon



ALTITUDE: OLYMPUS

*Made In NSW.
^Made In South Australia.

SMOOTH

Known for beautiful clean lines and smooth-face textures, the PGH™ Smooth range represents just that. As a popular choice with architects and designers, the smooth texture and sharp lines create a strong, clean aesthetic for residential and commercial building projects.

Available in a palette of Australian natural colours, PGH™ Smooths can be colour matched with bricks from the PGH™ Velour range to achieve tone and textural variation.



TAUPE GREY



CHOC FUDGE



FLAME RED



VELOUR

With a natural colour palette to match the PGH™ Smooth range, the PGH™ Velour range delivers the addition of texture, offering wonderful depth variation when light hits the velour surface. This style of brick can often be used as a complement to be paired with different textures such as concrete, stone or timber.



TAUPE GREY



CHOC FUDGE



FLAME RED



SMOOTH: FLAME RED

URBAN ESSENCE

Taking a lead from the Dark & Stormy trend, the Urban Essence range offers a quietly restrained interpretation of the broody tonality of this highly sought-after style. Iron greys, midnight blues and bracken browns present an elegant and aspirational colour palette, tapping into the more deep and subtle nuances reflective of a darker aesthetic.



BLACK ASH



MIST



MELBOURNE BLUE



DOMINO



STORM



DISTINCTIVELY MELBOURNE

The Distinctively Melbourne range offers a truly Victorian look and feel to any home. With a uniquely 'aged' look, these bricks can be used on both inner city builds and to achieve a richer, more resplendent statement. Often the choice for more of a majestic design.

DISTINCTIVELY MELBOURNE EAGLEMONT



DISTINCTIVELY MELBOURNE EAGLEMONT

*Flashing (dark markings) is a common feature with this collection.




HARTLANDS 



HARTLANDS SPLITS 



EAGLEMONT SPLITS* 



EAGLEMONT* 



LA MESA 



ROUGE 



GREY NUANCE 



LABASSA 




BARWON* 

ELAN

Elan offers a full suite of elegant, formal bricks. From red to dark brown greys, this range with its subtle textures is the perfect upgrade for a new home or commercial project.



GLENFERN 



DOVER 



MALT 

ASPECT

Delivering light to mid-toned, warm neutrals, the Aspect range presents a subtle wire-cut texture to complement many different residential and commercial styles.

ESSENTIALS


A mainstream selection of traditional style, with colours ranging from warm hues through to mid-tones with natural nuances.



ESSENTIALS: HEATHWOOD



HEATHWOOD EXP



MOCHA EXP



BRUSHWOOD EXP

CHARACTER

A textured range offering both patterned and wire cut surface profiles in a selection of classic and organic shades, ideal for everyday living.




KURRAJONG EXP



JARRAH EXP




BROWN TERRAIN EXP



BARK EXP



PUTTY EXP



RED ROCK EXP



STRAW EXP



CHARACTER: KURRAJONG

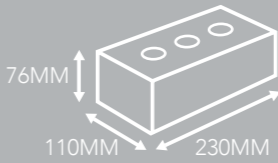
FULLY GLAZED BRICKS

A highly specialised manufacturing process is what makes our premium fully glazed bricks so visually appealing. The surface of the brick face is coloured with a high gloss glaze available in an impressive range of contemporary colours, from black to bright watermelon, even a lovely reflective metallic finish. They create a very unique, impactful look and with a highly durable colour, they're perfect for internal or external feature walls. Also available in 50mm Splits and Shapes.

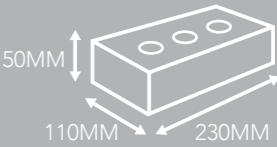


ACADEMY: NOBEL

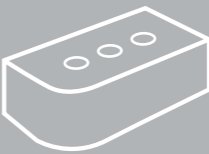
FULLY GLAZED BRICKS ARE AVAILABLE
IN THE FOLLOWING OPTIONS




STANDARD BRICK



50MM SPLIT BRICK



SINGLE BULLNOSE




DOUBLE BULLNOSE

VIBRANT

This range offers a bold colour palette of glazed bricks with striking reds, yellows, greens and much more. These bricks have an excess of personality, and can be used both indoors and outdoors. When used indoors these bricks can be laid on a thin mortar bed to achieve the look of tiles with the benefits of brick. They make an impressive statement and are perfect for high-end architectural projects and feature walls, or even kitchen splash backs.

ALSO AVAILABLE IN 50MM SPLITS & SHAPES



TANGO 



PARIS 




QUANTUM 




ALUMNI 



RHAPSODY 



WATERMELON 




OSCAR 



NOBEL 



FIZZ 



COSMIC 



WASABI 



JUILLIARD 

ACADEMY

The Academy range offers a strong dark palette of glazed bricks with dark blues and true blacks. These bricks have the unique timeless feel of tiles, and can be used both indoors and outdoors.

ALSO AVAILABLE IN 50MM SPLITS & SHAPES

Glazed bricks are glazed on one stretcher face only. Single and double headers are available separately and need to be specified per project. Glazed shapes are available for more design possibilities. To view, visit our website pghbricks.com.au. Minimum order quantities and lead times may apply. It is recommended that round ironed mortar joints be used when laying glazed bricks to protect the brick edges. Splits are made to order. We recommend hand cleaning for this range. Glazed bricks are made in NSW.



URBAN METAL

These bricks are truly unique in Australia. They offer a cutting edge metallic tone and reflection.

ALSO AVAILABLE IN 50MM SPLITS & SHAPES



COPPER LUSTRE 



BRONZE SHEEN 



SILVER SPARK 



ZINC SHIMMER 


Glazed bricks are glazed on one stretcher face only. Single and double headers are available separately and need to be specified per project. Glazed shapes are available for more design possibilities. To view, visit our website pghbricks.com.au. Minimum order quantities and lead times may apply. It is recommended that round-ironed mortar joints be used when laying glazed bricks to protect the brick edges. Splits are made to order. We recommend hand cleaning for this range. Glazed bricks are made in NSW.

SEASCAPE

With soft and cool tones of blue, grey, white and brown, this range offers a unique colour palette.

ALSO AVAILABLE IN 50MM SPLITS & SHAPES



SEA SALT 



PUMICE 



LAGOON 



DUSK 



CULTURED STONE™

PRODUCT RANGE

Modera Profit™
Country Ledgestone
Dressed Fieldstone
Southern Ledgestone
Profit® Alpine Ledgestone
Profit® Ledgestone
Cobblefield®
Coral Stone

CHADONNAY SOUTHERN LEDGESTONE



ASPEN SOUTHERN LEDGESTONE >

Remember how you felt the first time you walked into your dream home? That excitement and pride never goes away when you enhance the exterior of your home with Cultured Stone®. Whether pulling into your driveway or catching a parting glimpse in the rear view mirror, the character and charm of Cultured Stone® makes a bold and lasting impression.

There is no question that stone is loved for its strength, durability and authenticity. It is recognised as a material that adds beauty and character to any space. But despite this, stone can be heavy, difficult to install, expensive and limited in terms of choice.

PGH Bricks & Pavers™ recognised the opportunity to overcome these issues and has introduced Cultured Stone® to the eastern states of Australia.

With 50 years in the US market, Cultured Stone® is a manufactured stone cladding product that has all the qualities of traditional stone but with significant added benefits. Modelled from natural stone and created with painstaking care and artistry, Cultured Stone® achieves the depth, complexity of colour, pattern and unique texture of stone. With eight distinct ranges and a diverse palette of colours, there are numerous options for size, shape and texture, providing the freedom to create a truly personal look.

WHY CHOOSE CULTURED STONE®

- The leader in cladding products for interior and exterior applications
- Contains a minimum 58% of recycled content
- Superior durability and long life-cycle covered by our 50 Year Limited Warranty
- Distributed locally by PGH Bricks & Pavers™
- Stock held locally
- Manufactured in USA
- Does not require painting, coating or sealing after installation
- Corner pieces available

BENEFITS OF CULTURED STONE® OVER NATURAL STONE

- Lightweight and affordable
Making it a more accessible material
- Wide range to choose from
Create a truly personalised look
- Can be used both outdoors and indoors
From feature walls to fireplaces, water features* to alfresco areas
- Engineered to last
Maintaining beauty and strength for at least 50 years

*SEE TECHNICAL INFORMATION GUIDE FOR APPLICATIONS PRONE TO SMOKE, SOOT, DIRT OR WATER SPLASHING. CULTURED STONE® SHOULD NOT BE IMMERSSED IN WATER.

MODERA PRO-FIT™

Our Modera Pro-Fit™ range offers a practical way to achieve a tailored ledgestone look with small-scale, low relief stones. It's quick and easy to install because it isn't applied one stone at a time. Instead, the primary building blocks are groups of small stones meticulously bundled together to form modular components of equal height.

VELLUM PRO-FIT® MODERA™ LEDGESTONE



CARBON



INTAGLIO



VELLUM

COUNTRY LEDGESTONE

The extensive palette of installer friendly Country Ledgestone stone cladding differentiates one ledgestone from another. It also provides a more subtle blend of colour.

ASPEN COUNTRY LEDGESTONE



ASPEN



BLACK RUNDLE



BUCKS COUNTY



CHARDONNAY



ECHO RIDGE



WHITE OAK



WOLF CREEK



SKYLINE

DRESSED FIELDSTONE

The rugged look of Dressed Fieldstone stone cladding complements any natural environment. Its rich texture and range of colour enhance a multitude of architectural designs.

CHARDONNAY DRESSED FIELDSTONE



ASPEN



BUCKS COUNTY



CHARDONNAY



ECHO RIDGE

ASPEN SOUTHERN LEDGESTONE >

SOUTHERN LEDGESTONE

Southern Ledgestone stone cladding offers a rugged and informal appeal with its rough texture and deliberate irregularity. Tight fitted or mortared, Southern Ledgestone can be used to achieve a number of unique looks.



ASPEN



BUCKS COUNTY



ECHO RIDGE



WINTERHAVEN™



BLACK MOUNTAIN



CHARDONNAY



PALISADES ANCIENT VILLA
LEDGESTONE™



DARK RIDGE




CHARDONNAY

SOUTHWEST BLEND PRO-FIT® LEDGESTONE >

PRO-FIT® ALPINE LEDGESTONE

Pro-Fit® Ledgestone stone cladding is a practical way to achieve a custom look. Small-scale, low relief stones are made meticulously bundled together to form modular components of equal heights. The component pieces feature a patented interlocking mortar groove for a secure adhesion without grouted joints.



PRO-FIT® LEDGESTONE

Pro-Fit® Alpine Ledgestone stone cladding provides a rustic outdoor look that's easy to install. This precise, rugged ledgestone texture provides colour and shadow creation for a variety of design opportunities.



MOJAVE



SHALE



PLATINUM



SOUTHWEST

COBBLEFIELD®

This distinctive look of Cobblefield® stone cladding is at home in residential or commercial settings.



TEXAS CREAM

CORAL STONE

The delicate fossil patterns and unique surface characteristics of Coral Stone cladding complement contemporary architecture and design. It can be installed as a random ashlar or in a repeating pattern.



FOSSIL REEF



FOSSIL REEF CORAL STONE

ACCESSORIES

Finishes communicate the care and attention to detail afforded to designing dream homes and well-appointed places of business. The architectural stone trims offered in our Cultured Stone® portfolio are meticulously crafted to provide the perfect finishing touch to your project. After all, even the smallest trim piece can play an indispensable role in the larger narrative waiting to unfold.



TAUPE



GREY



FLAT TEXTURED CAPSTONES
GREY, TAUPE (SHOWN)



WATERTABLE/SILL
GREY, TAUPE (SHOWN)






































































































CAST-FIT® WATERTABLE/SILL,
CARBON

























































CAST-FIT® WATERTABLE/SILL,
INTAGLIO



CAST-FIT® WATERTABLE/SILL,
VELLUM

RANGE	PRODUCT NAME	COLOUR	BASIX RATING	DURABILITY	PAGE
DRY PRESSED ARCHITECTURAL	HAWKESBURY BRONZE				14
	LIVINGSTON GOLD				14
	MOWBRAY BLUE				14
	MCGARVIE RED				14
	MACARTHUR MIX				14
	BALMERINO BLEND				14
	MEGALONG VALLEY GREY				14
DRY PRESSED ARCHITECTURAL SPLITS	HAWKESBURY BRONZE				17
	LIVINGSTON GOLD				17
	MOWBRAY BLUE				17
	MCGARVIE RED				17
	MACARTHUR MIX				17
	BALMERINO BLEND				17
	MEGALONG VALLEY GREY				17
DRY PRESSED ARCHITECTURAL LINEAR	HAWKESBURY BRONZE				19
	LIVINGSTON GOLD				19
	MOWBRAY BLUE				19
	MCGARVIE RED				19
	MACARTHUR MIX				19
	BALMERINO BLEND				19
	MEGALONG VALLEY GREY				19
MORADA	BLANCO				20
	CENIZA				20
	GRIS				20
	NERO				20
MORADA SPLITS	BLANCO				21
	CENIZA				21
	GRIS				21
	NERO				21
MORADA LINEAR	BLANCO				21
	CENIZA				21
	GRIS				21
	NERO				21

RANGE	PRODUCT NAME	COLOUR	BASIX RATING	DURABILITY	PAGE
HONESTLY ARTISAN	CHALK				22
	HESSIAN				22
	BESPATTERED				22
CRAFTED SANDSTOCKS	CASTLEMAINE				25
	GREENWAY				25
	JACKSON				25
	ENDEAVOUR				25
	BLACKETT				25
	CADMAN				25
	CHISHOLM				25
	BALMAIN				25
	WISEMAN				25
	BLACKBURN				25
	VAN GOGH				25
MANHATTAN	BALMORAL				25
	CHELSEA				26
	TRIBECA				26
	EAST HAMPTON				26

PRODUCT MATRIX LEGEND

-  CREAMS/WHITES
-  TANS
-  REDS
-  BROWNS
-  GREYS/BLACKS
-  BLENDS

BASIX RATING

 LIGHT

 MEDIUM

 DARK

RANGE	PRODUCT NAME	COLOUR	BASIX RATING	DURABILITY	PAGE
METALLIC	NICKEL FLASH				29
	MERCURY				29
	BLUE STEEL FLASH				29
ALTITUDE	MATTERHORN				30
	OLYMPUS				30
	VESUVIUS				30
SMOOTH	TAUPE GREY				32
	FLAME RED				32
	CHOC FUDGE				32
VELOUR	TAUPE GREY				32
	FLAME RED				32
	CHOC FUDGE				32
URBAN ESSENCE	BLACK ASH				35
	MIST				35
	MELBOURNE BLUE				35
	DOMINO				35
	STORM				35
DISTINCTIVELY MELBOURNE	HARTLANDS				36
	EAGLEMONT				36
	HARTLANDS SPLITS				36
	EAGLEMONT SPLITS				36
ELAN	LA MESA				37
	GREY NUANCE				37
	ROUGE				37
	LABASSA				37
	BARWON				37
ASPECT	GLENFERN				37
	DOVER				37
	MALT				37
ESSENTIALS	HEATHWOOD				38
	BRUSHWOOD				38
	MOCHA				38
CHARACTER	KURRAJONG				39
	JARRAH				39
	BROWN TERRAIN				39
	BARK				39
	PUTTY				39
	RED ROCK				39
	STRAW				39

RANGE	PRODUCT NAME	COLOUR	BASIX RATING	DURABILITY	PAGE
VIBRANT (STANDARD & SPLITS)	TANGO				42
	PARIS				42
	RHAPSODY				42
	WATERMELON				42
	FIZZ				42
	COSMIC				42
	WASABI				42
ACADEMY (STANDARD & SPLITS)	QUANTUM				43
	ALUMNI				43
	OSCAR				43
	NOBEL				43
	JUILLIARD				43
URBAN METALS (STANDARD & SPLITS)	COPPER LUSTRE				44
	BRONZE SHEEN				44
	SILVER SPARK				44
	ZINC SHIMMER				44
SEASCAPE (STANDARD & SPLITS)	SEA SALT				45
	PUMICE				45
	LAGOON				45
	DUSK				45

PRODUCT MATRIX LEGEND

- CREAMS/WHITES
- TANS
- REDS
- BROWNS
- GREYS/BLACKS
- BLENDS
- EXPOSURE GRADE
- GENERAL PURPOSE

BASIX RATING

LIGHT

MEDIUM

DARK

DRY PRESSED ARCHITECTURAL: HAWKESBURY BRONZE

DRY PRESSED ARCHITECTURAL: HAWKESBURY BRONZE

NATURAL VARIATIONS

PGH™ bricks are made from natural clays, fired at extreme temperatures creating products of enduring colour and character. The natural variation in both clay and the firing process means textures, composition, size and colour including the appearance of flashing, will vary from batch to batch. Often the character created by this variability is the very reason bricks are desirable.

BLENDING AND CLEANING

Blending

It is essential that all bricks be carefully blended from at least three or four different packs/pallets at the time of laying to provide a consistent colour and texture. Your bricklayer is responsible for ensuring an even colour distribution.

Brick Cleaning

Brick cleaning is a specialist trade and should only be undertaken by a professional. The chemicals and high water pressures used can easily damage the product, if not done correctly. Different brick textures and colours often have different cleaning considerations. Dry brushing bricks periodically to remove residual mortar is an effective way to reduce the amount of effort required to clean bricks. Bricks should be cleaned within 2 to 14 days of laying.

Brick Cleaning Guides are available:

pghbricks.com.au

thinkbrick.com.au

Alternatively, please contact PGH™ on 13 15 79 or Think Brick Technical Hotline on 1300 667 617.

Disclaimer: Clay bricks are made from naturally occurring minerals. Variations in colour, texture, and size are natural characteristics of clay products and production variations can occur from batch to batch. Colours shown are indicative only and should not be used for final selection. In assessing colour in the finished product, bricks should be viewed at a distance of 4-6 metres. Products ordered should be chosen from actual samples current at the time of order and are subject to availability. Whilst every effort is made to provide samples, brochures and displays consistent with products delivered to site, they should be viewed as a guide only. Customers should ensure that all delivered products are acceptable, and any concerns about products are notified to PGH Bricks & Pavers™ prior to laying. All warranty claims against product must be made prior to the product being laid. Efflorescence may sometimes appear on bricks. It's a white, salty powder usually from salts in cement and mortar. Fortunately, the powder is completely harmless and will usually weather away with time. You can brush it off, although it may return if the salt and moisture source is still active. **WARNING:** Bricks contain crystalline silica. Cutting or grinding these products creates dust, which may be hazardous and should not be inhaled. Please ensure that when cutting or grinding, an approved mask (respirator) is worn. **Cultured Stone Disclaimer:** Shade variations can occur from batch to batch. Colours shown are indicative only and should not be used for final selection. © Copyright PGH Bricks & Pavers Pty Limited – all rights reserved 2018. PGH™, PGH Bricks & Pavers™ are registered trademarks of PGH Bricks & Pavers Pty Limited in Australia, other countries or both.

Warranty: The brick colours shown in this brochure are an indication only and may be different from the actual product. It is a good idea to confirm the availability and view the latest batch colours at one of our Selection Centres before making your decision, and always check the delivered packs as soon as possible. All warranty claims must be made prior to the product being laid. **Transport & Delivery:** To ensure the safe and timely arrival of your bricks, there are a number of considerations that must be made. Bricks may have been transported several times prior to them arriving on site. During this handling, chipping may occur. This will not affect the performance of the brick. If there is an issue, please contact PGH Bricks & Pavers™ to organise a site meeting prior to laying. For specific details, please contact our Customer Service Centre on 13 15 79. **Terms of Sale:** PGH Bricks & Pavers™ is unable to accept liability for costs incurred as a result of failure or delay in delivery of the product. For a complete copy of our Terms of Sale, please contact a PGH™ Selection Centre for terms and conditions.

BRICK DURABILITY

Salt Attack Resistance

Bricks are commonly classified into two categories for Salt Attack Resistance:

1. **Exposure Grade (EXP)** – the product is suitable for a severe marine or saline environment. Exposure Grade bricks are less susceptible to salt attack. A severe marine environment is defined as: up to 1km from a surf coast or up to 100m from a non-surf coast.
2. **General Purpose (GP)** – the product is suitable for general environmental conditions. These bricks should not be directly exposed to saline environments. For more information, visit thinkbrick.com.au

Solar Absorptance Rating (Basix Rating)

When designing energy efficient buildings, the architects and consulting engineers need to be able to calculate the heat loss or gain of materials used to construct the buildings. This is why building materials are categorised into 3 categories: **Light (L)**, **Medium (M)** and **Dark (D)**. **Light** coloured being a low solar absorptance and **Dark** coloured being a higher solar absorptance.

PGH™ SELECTION CENTRES

Selecting PGH™ bricks has never been easier. At our large network of Selection Centres we offer many services such as colour scheming, product selection and technical advice. Make an appointment today.

PGH™ BRICKS GEELONG SELECTION CENTRE

68 Pakington Street, Geelong, VIC 3218
13 15 79

PGH™ BRICKS MELTON SELECTION CENTRE

2-6 Gateway Drive, Melton, VIC 3337
13 15 79

PGH™ BRICKS SCORESBY SELECTION CENTRE

191 George St, Wantirna South, VIC 3152
13 15 79

PGH™ BRICKS THOMASTOWN SELECTION CENTRE

2 Trawalla Ave, Thomastown, VIC 3074
13 15 79

If you are unable to visit one of our Selection Centres, visit our website to find a distributor near you, pghbricks.com.au or call us for details on 13 15 79.

STAY IN TOUCH

[f](#) [@](#) [p](#) [v](#) @pghbricks

pghbricks.com.au | 13 15 79

